



Natural Resources Conservation Service
6200 Jefferson NE, Room 305
Albuquerque, New Mexico 87109
Phone: (505) 761-4400 Fax: (505) 761-4462
Web site: www.nm.nrcs.usda.gov

March 19, 2009

RANGE TECHNICAL NOTE NO. NM-103

SUBJECT: ECS – New Mexico Department of Game and Fish Recommendations for Constructing Wire Fences for Livestock in Big Game Habitats

Purpose: To distribute information to the field.

Effective Date: Effective when received.

Filing Instructions: File in office reference library also maintained on New Mexico NRCS web page.

Recommendations for wire fencing will vary with the purpose of the fence, the kinds of livestock and big game present, and any clear or implied legal requirements for fence design. Fences may be intended to restrict both livestock and wildlife, or to restrict livestock while allowing for passage of wildlife. Fencing needs may vary between interior and exterior fences in livestock pastures. Fences may be used for protection along highways, or to protect wildlife areas or habitat improvements from livestock entry. The ability of livestock or big game to negotiate a type of fence will vary with the species or breed, and sex/age of the animals. Further, regional variation in the behavior of pronghorn and desert bighorn in reaction to fences (Bear 1969:270, Elenowitz 1983:37) suggests that learned behavior may create additional variation in animal responses to fence designs. Landowners increase their legal protection against trespass livestock by having fences that are at least equal to the 4-strand fence described in 77-16-4 NMSA as a "legal fence" (Appendix A). The State Highway Department and county commissions are required by 30-8-13 NMSA to construct and maintain fences along certain roads in order to prevent livestock entry (Appendix B). However, a 1991 opinion of the Interior Department Solicitor's Office (Appendix C) indicates that federal mandates to protect wildlife on the federal lands may take precedence over state requirements for fencing of highways. Considering such variation in fence purposes, kinds of animals present, and legal constraints, a variety of types of fences should be available for recommended use, according to each local situation.

Published recommendations for fence designs (Kie et al. 1994, Kindschy 1996, and standard designs of the U.S. Forest Service and the Bureau of Land Management) are based largely upon field experiences. There has been little experimental research to test the abilities of various kinds of animals to negotiate various types of fences. Experiments have been conducted by Bear 1969, Helvie 1971, Gross et al. 1983 and Howard 1991).



The Bureau of Land management (BLM) and the New Mexico Department of Transportation (NMDOT) have a 1990 Memorandum of Understanding in which fence standards are described (Appendix D). This attachment states that right-of-way fence specifications in areas of big game habitat will be developed through coordination between BLM and the Department of Game and Fish. Further, the attachment describes a 4-strand fence to be used along rights-of-way through pronghorn habitat. Ten other fence designs are recommended in the BLM manual (Appendix E). Each of these fences is recommended for a specific combination of big game species and type of livestock.

The U.S. Forest Service and the NMDOT modified their Memorandum of Understanding in 1982, to address right-of-way fencing in wildlife areas. The agreed-upon 4-strand fence is shown in Exhibit 9 of the MOU (Appendix F).

The Department of Game and Fish has recommended at least four fence designs during the 1980's and 1990's. Variation in Department recommendations reflects the lack of experimental research with fence designs. Lacking a basis in research, recommendations were based upon opinions and influenced by experiences of various biologists. Both 3-strand and 4-strand fences have been recommended. Separate fence designs have been proposed for bighorn sheep habitats. Recommended fences have ranged from 34 to 42 inches high, with bottom strands varying between 12 and 20 inches above ground.

Livestock fences may prohibit or inhibit big game movements and may cause injury or death to animals that unsuccessfully negotiate fences. Big game traverse wire fences by crawling under the bottom strand, by penetrating between strands, and by jumping over fences. The propensities for using these 3 strategies vary among big game species, and among age/sex classes of animals. Further, there are regional differences in the propensities of some big game species to use certain strategies (Bear 1969:270, Elenowitz 1983:37), indicating that there are learned adaptations for crossing fences in some populations.

Crawling animals may sustain cuts by a low bottom wire. Pronghorn, javelina, and young of other species are most apt to use this strategy. Most published recommendations for fences in pronghorn habitat suggest a smooth bottom wire at least 16 inches above ground, although a bottom wire at 10 inches above ground is suggested when holding domestic sheep is necessary.

Penetrating animals may be cut by barbed wires. Worse, they may pass horns or antlers through the fence, be unable to penetrate with their entire bodies, and have horns or antlers entangled between wires with 6-8 inch spacing. They then "fight" the fence, risking cuts to the head and neck and potentially death. Most publications recommend wire spacing of 10 to 15 inches to accommodate penetrating big game. However, closer spacing are needed to hold domestic sheep, or where extreme restriction of livestock movements is needed.

Jumping animals may be cut by a barbed top wire; may entangle legs between the two top wires; or may become hung up with front and back legs on opposite sides of the fence. Adult deer and elk are most prone to jump fences.

However bighorn in Southwest New Mexico (Elenowitz 1983) and some pronghorn jump fences. The lowest possible fence presents the least hazard. Published recommendations are for fences between 32 and 40 inches high, depending largely upon whether domestic sheep or domestic cattle are being held. A smooth top strand, or covering the top strand with white 1-inch PVC pipe, is recommended in areas of abundant big-game use, where trails cross fence lines, and in fence corners within big game habitats. Entanglement between the top two wires usually involves a hind leg, and presumably occurs as an animal attempts to jump with the hind legs "tucked" under the body. A leg going under the top wire may kick back into the second wire, entangling the animal. As the animal falls, a hind leg pivoting over the top wire may twist the second wire upward, producing a tight bind around the leg. This is most apt to occur if the top wires are closely spaced and not strung tightly. To avoid this problem, most published recommendations are that the top strands be 10 to 12 inches apart, and that frequent stays be used to inhibit twisting of the top wires.

Kie et al. (1994) and BLM guidelines recommend a fence with only 4 inches between the two top wires for use in bighorn sheep habitats. The recommendations appear to be based upon the research of Helvie (1971) who worked with bighorn that used a penetrating strategy, but did not jump fences. The Department of Game and Fish does not recommend this fence because bighorn frequently jump fences in southwest New Mexico and because deer, which frequently jump fences, are present in most bighorn areas. For NRCS fences in occupied bighorn sheep habitat contact The New Mexico Game and Fish Department, the NRCS state wildlife biologist or state range conservationist.

In wildlife habitat, where it is intended to minimize restriction of big game, fence construction must be a compromise between minimizing the risks to wildlife and holding livestock. Net wire fences are strongly discouraged. If necessary, they should be no more than 36 inches high, preferably less. A preferred net wire fence has 24 inches of woven wire with two strands of barbed wire at 2 and 10 inches above the net wire (for NRCS fences this spacing will be 2 and 12 or 2 and 14 inches above the net wire to reduce tangling risk). For big game, an ideal strung-wire fence has few, tight, mostly smooth wires, widely spaced for penetration; with a high bottom strand for crawling animals and a low topstrand for jumping animals. A preferred 3-strand fence is described in Fig. 1. However, this fence will not hold domestic sheep and may not hold cattle at pressure points.

In practice, 4-strand fences almost always have equally spaced wires. Their abilities to hold livestock have been demonstrated by experience. Such fences may be designed to allow crawling and jumping strategies, but equally spaced wires are expected to deter penetration, or to injure penetrating animals. Accepting this limitation, a 4-strand fence with nearly equal wire spacing is recommended in Fig. 2.

Four-strand fences with unequally spaced wires have not been tested for their abilities to hold livestock or to allow big game passage. Having unequally spaced wires could allow for big game penetration, as well as for crawling and safe jumping. Two 4-strand fences (Fig.3) are recommended for testing of their ability to hold cattle.

These fences should be tested – perhaps as short segments in areas of abundant big game use – on Department lands, and on other lands where restriction of livestock is not critical.

In any wire fence, probability of entanglement between wires is diminished by taut wire with posts and stays 10 feet apart.

In extremely steep terrain, fences may be unnecessary to hold livestock. Such areas should be unfenced to allow free movement of big game. In critical areas and migration seasons, when livestock are not present, lay-down panels are requested to allow movements of big game.

Literature Cited:

Bear, G. D. 1969. Antelope and net wire fences. Proc. Western Assn. St. Game and Fish comm. 49:265-271.

Brigham, W.R. 1990. Fencing wildlife water developments. Pages 37-43 in G. K. Tsukamoto and S. J. Stiver, eds. Proc Wildlife Water Development Symposium. Nev. Chap. The Wildl. Soc., U. S. Bur. Land Manage., and Nev. Dept. Wildl.

Elenowitz, A. S. 1983. Habitat use and population dynamics of transplanted desert bighorn sheep in the Peloncillo Mountains, New Mexico. M. Sc. Thesis, New Mexico State University., Las Cruces. __pp.

Kie, J. G., V. C. Bleigh, A. L. Medina, J. D. Yoakum and J. W. Thomas. 1994. Managing Rangelands for Wildlife. Chapt. 27, pp. 663-688 in Bookout, T. A., (Ed.) Research and management techniques for wildlife and habitats. Fifth ed. The Wildlife Society, Bethesda, MD. 704pp.

Gross, B. D., J.L. Holechek, D. Hallford and R. D. Pieper. 1983. Effectiveness of antelope pass structures in restriction of livestock. J. Range. Manage. 36:22-24.

Hall, F. C. 1985. Wildlife habitats in managed rangelands- the Great Basin of southeastern Oregon: management options and practices. U. S. For. Serv. Gen. Tech. Rep. PNW-189. 17pp.

Helvie, J.B. 1971. Bighorns and fences. Desert Bighorn Counc. Trans. 15:53-62.

Howard, J.W. Jr. 1991. Effects of electric predator-excluding fences on movements of mule deer in pinyon/juniper woodlands. Wildl. Soc. Bull. 19:331-334.

Kindschy, R. r. 1996. Fences, waterholes and other range improvements. Chapt. 22, pp. 369-381 in Krausman, P. R. (Ed.) Rangeland Wildlife. The Society of Range Management, Denver, CO. 440 pp.

Figure 1. The preferred 3-strand fence for big game habitats in New Mexico. Top and bottom wires are best if smooth, rather than barbed. This is more critical for the top wire. Fence posts and stays should be no more than 10 feet apart, to keep a taut fence. Wires should be at 16, 26 and 38 inches above the ground to accommodate crawling, penetrating and jumping animals.

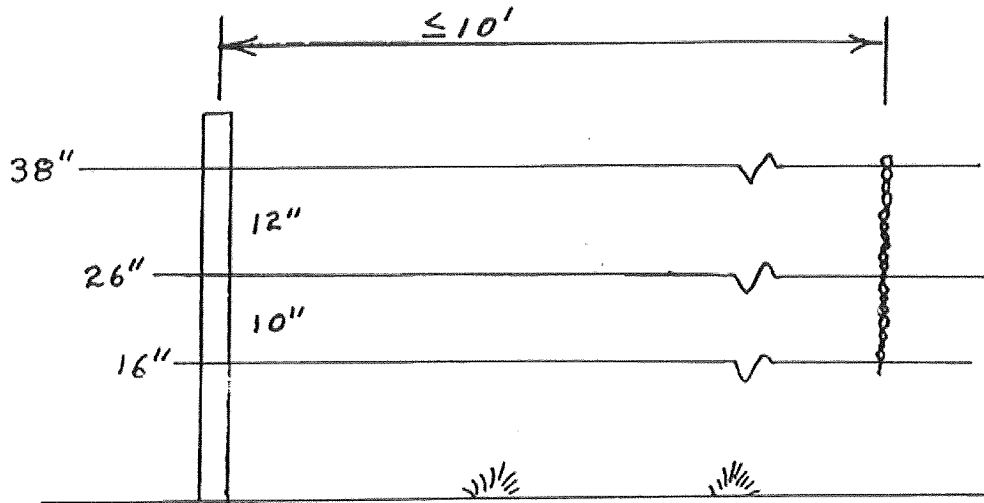


Figure 2. Recommended 4-strand fence with nearly-equal wire spacings. Top and bottom wires are best if smooth, rather than barbed. This is more critical for the top wire. Fence posts and stays should be no more than 10 feet apart, to keep a taut fence. Wires should be at 16, 22, 28, and 38 inches above ground to accommodate crawling and jumping animals.

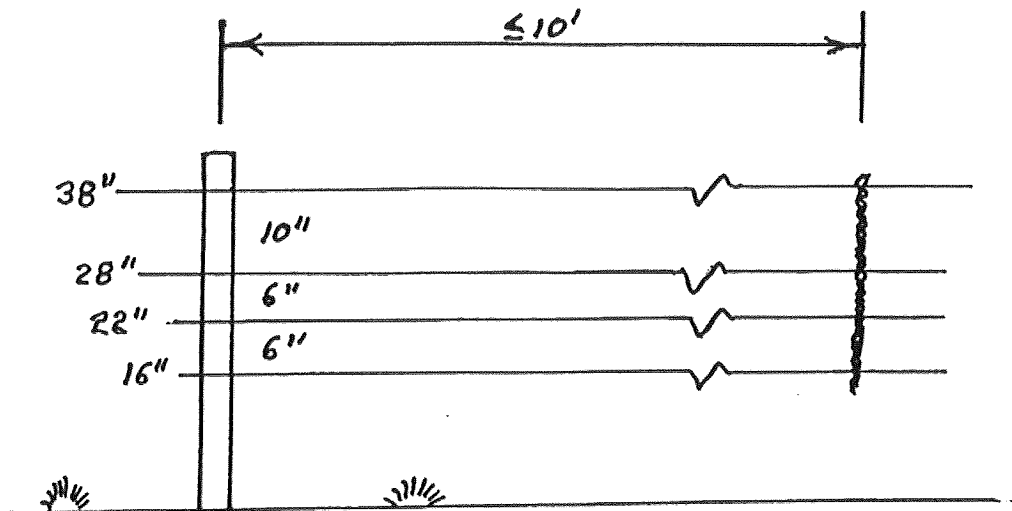
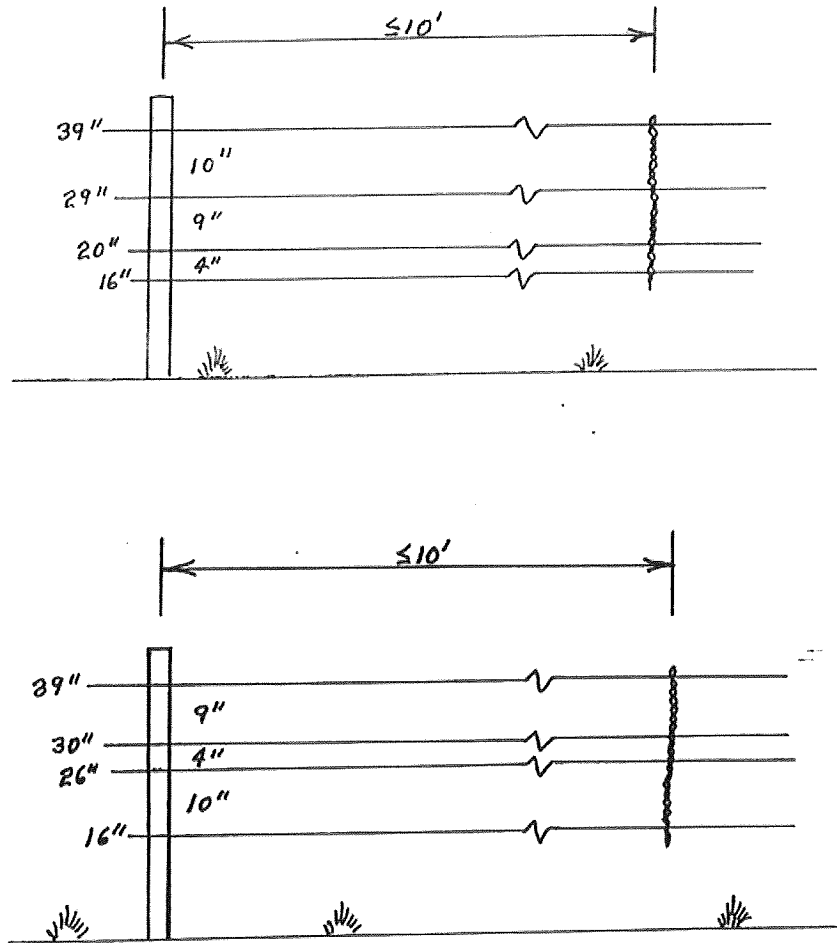


Figure 3. Two 4-strand fences with unequally spaced wires recommended for testing of their abilities to hold livestock. Top and bottom wires are best if smooth, rather than barbed. This is more critical for the top wire. Fence posts and stays should be no more than 10 feet apart, to keep a taut fence. These fences are designed to accommodate crawling, penetrating, and jumping big game.



George Chavez
 GEORGE CHAVEZ
 State Resource Conservationist